

bettergrow HYDRO
EXTREME WATER TESTING CENTER

PRIMO

Microprocessor
TDS Meter
with Automatic Temperature
Compensation

PRIMO

Microprocessor
TDS Meter
with Automatic Temperature
Compensation

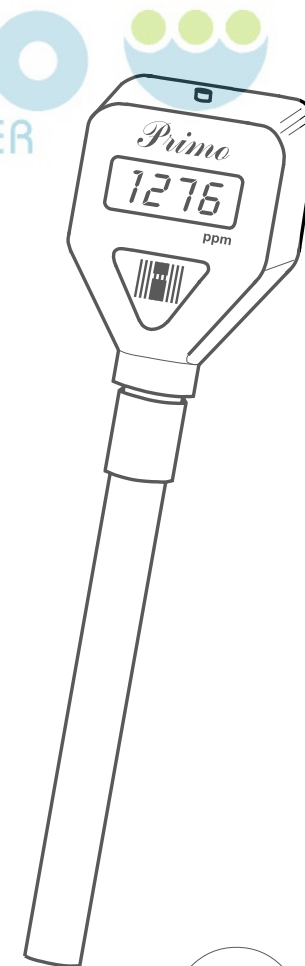
SPECIFICATIONS:

| | |
|-----------------------------|---|
| RANGE | 0 to 1999 ppm |
| RESOLUTION | 1 ppm |
| ACCURACY (@25°C/77°F) | ± 2% f.s. |
| TYPICAL EMC DEVIATION | ± 1% f.s. |
| TEMPERATURE COMPENSATION | Automatic from 0 to 60°C (32 to 140°F) with B = 2%/°C |
| ENVIRONMENT | 0 to 50°C (32 to 122°F); 95% RH |
| BATTERY TYPE | 2x1.5V alkaline (included) |
| BATTERY LIFE | approx. 200 hours of continuous use |
| DIMENSIONS | 180x50x25 mm (7.1x2x1") |
| WEIGHT | 80g (2.9oz) |

ACCESSORIES:

| | |
|-----------|---|
| HI 70032P | 1382 ppm calibration kit (25x20mL sachets) |
|-----------|---|

This instrument is in compliance with the CE directives.

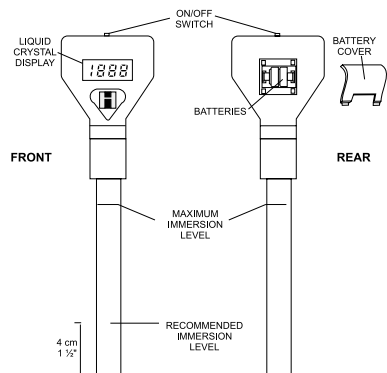


| | |
|---|---|
|  | |
|  | |
| DECLARATION OF CONFORMITY | |
| We Hanna Instruments Italia Srl via E.Fermi, 10 35018 Sarmeola di Rubano - PD ITALY | |
| herewith certify that the meters: | |
| PRIMO, PRIMO 1, PRIMO 2, PRIMO 3, PRIMO 4 and PRIMO 5 | |
| have been tested and found to be in compliance with EMC Directive 89/368/EEC and Low Voltage Directive 73/23/EEC according to the following applicable normative: | |
| EN 50082-1: Electromagnetic Compatibility - Generic Immunity Standard IEC 801-2 Electrostatic Discharge IEC 901-3 RF Radiation | |
| EN 50081-1: Electromagnetic Compatibility - Generic Emission Standard EN 55022 Radiated, Class B | |
| EN61010-1 Safety requirements for electrical equipment for measurement, control and laboratory use | |
| Date of Issue: 03.09.2000 |  A. Marsilio - Technical Director On behalf of Hanna Instruments S.r.l. |


<http://www.hannainst.com>

ISPRIMO 0900

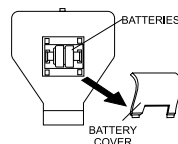




BATTERIES REPLACEMENT:

The symbol "Eb" on the LCD warns the user when the batteries have to be replaced.

Open the compartment and replace the two 1.5V batteries while paying attention to their polarity.



Batteries should be replaced only in a non hazardous area using the battery type specified in this instruction sheet.

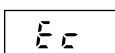
Note: Once the batteries have been replaced, turn the meter OFF and then ON again. Wait for about 30 seconds to allow a complete self-test, and then perform a new calibration.

OPERATION:

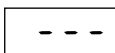
- Turn the meter on by pressing the ON/OFF button.
- Immerse the probe in the sample without exceeding the maximum immersion level.
- Stir gently and wait for reading to stabilize. The meter automatically compensates for temperature variations.
- The TDS value of the sample will be shown on the LCD in ppm unit.
- To extend the batteries life, after 5 minutes of nonuse the meter provides for auto-off.



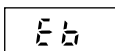
ERROR CODES:



Error in calibration, wrong calibration solution or damaged probe.



Over range.



Low battery indication.

CALIBRATION:

- Switch the meter on.
- Press and hold the ON/OFF button for about 3 seconds. "1382" will start blinking on the display to indicate that the calibration mode has been entered.
- Immerse the probe in the **HI 70032** calibration solution without exceeding the maximum immersion level.
- Stir gently and wait for about 20 seconds to confirm the reading.
- Once the display stops blinking, the meter is calibrated and ready for use.



Warranty

The Primo meter is warranted for one year against defects in workmanship and materials when used for their intended purpose and maintained according to instructions. This warranty is limited to repair or replacement free of charge. Damages due to accident, misuse, tampering or lack of prescribed maintenance are not covered. If service is required, contact the dealer from whom you purchased the instrument. If under warranty, report the model number, date of purchase, serial number and the nature of the failure. If the repair is not covered by the warranty, you will be notified of the charges incurred. If the instrument is to be returned to Hanna Instruments, first obtain a Returned Goods Authorization number from the Customer Service department and then send it with shipping costs prepaid. When shipping any instrument, make sure it is properly packaged for complete protection. To validate your warranty, fill out and return the enclosed warranty card within 14 days from the date of purchase.

Recommendations for Users

Before using this product, make sure that it is entirely suitable for the environment in which it is used. Operation of this instrument in residential areas could cause interference to radio and TV equipment. Any variation introduced by the user to the supplied equipment may degrade the instrument EMC performance. To avoid electrical shocks, do not use this instrument when voltage at the measurement surface exceeds 24 VAC or 60 VDC. To avoid damage or burns, do not perform any measurement in microwave ovens.